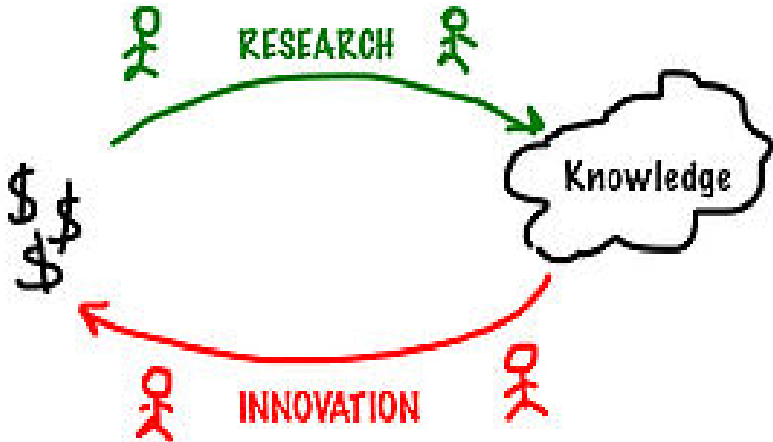


Innovation in Research Tools and Technology

Dr. Ramchandra Mangrulkar

Dwarkadas J. Sanghvi College of Engineering, Mumbai

Innovation and Research : The Relationship

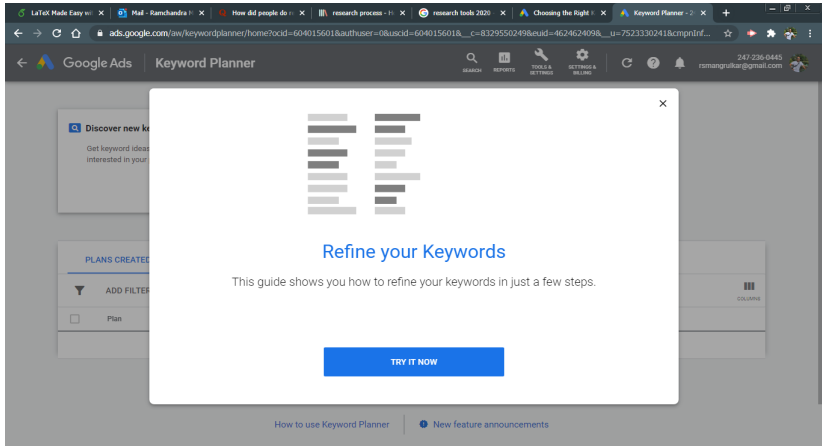


Research Platforms

cross-discipline platforms support your research journey, enable research and career management and empower you to make an even greater impact in your field.

- Scopus
- ScienceDirect
- Mendeley

Research Platforms: Mendeley



Research Platforms: Mendeley

LaTeX Made Easy with Overleaf | Mail - Ramchandra Mangrulkar | Research Platforms | Scopus | Welcome to Mendeley | (179) WhatsApp

mendeley.com/onboarding/

Mendeley

Welcome to Mendeley

Tell us more about yourself so we can serve you better.

Current role

Computer Science

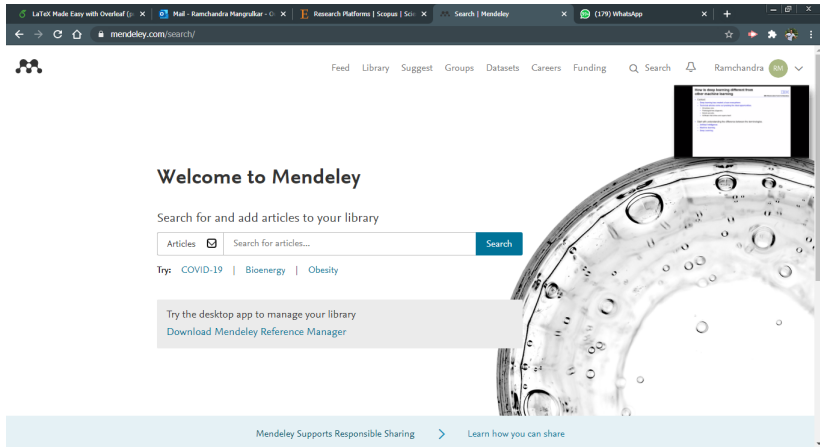
Make profile public

Mendeley Ltd. may email you information about our products, services and events. You can update your communication preferences at any time via your [notification settings](#).

[Continue to Mendeley](#)

[Skip this step](#)

Research Platforms: Mendeley



The screenshot shows a web browser window with the Mendeley search page. The browser's address bar shows 'mendeley.com/search/'. The page header includes navigation links for 'Feed', 'Library', 'Suggest', 'Groups', 'Datasets', 'Careers', and 'Funding', along with a search icon and the user's name 'Ramchandra'. The main content area features a 'Welcome to Mendeley' heading, a search prompt 'Search for and add articles to your library', and a search input field with a 'Search' button. Below the search field, there are suggestions: 'Try: COVID-19 | Bioenergy | Obesity'. A promotional banner for the 'Mendeley Reference Manager' desktop app is also visible. At the bottom, a light blue banner contains the text 'Mendeley Supports Responsible Sharing' and a link to 'Learn how you can share'.

Research Platforms: Mendeley

The screenshot shows a web browser window with the Mendeley search results page. The search query is "Impact of AI in Education" and the results are sorted by "Most relevant". There are 601 results in total. The first result is a journal article titled "Artificial Intelligence in Education: A Review" by Chen L., Chen P., and Lin Z., published in IEEE Access (2020). It has 3 citations and 340 readers. The second result is a generic article titled "5 Ways AI is Changing The Education Industry - eLearning Industry" by Johnson A., published in Elearningindustry.Com (2019). It has N/A citations and 17 readers. The page also features filters for Year and Document Type.

601 results Sort by: Most relevant ▾

Articles ▾ Impact of AI in Education

YEAR

- 2021 (1)
- 2020 (101)
- 2019 (123)
- 2018 (96)
- 2017 (46)

[See more](#)

DOCUMENT TYPE

- Journal (403)
- Conference Proceedings (93)
- Book Section (29)
- Generic (25)

JOURNAL OPEN ACCESS PDF

Artificial Intelligence in Education: A Review

Chen L., Chen P., Lin Z.
IEEE Access (2020)

The purpose of this study was to assess the **impact** of Artificial Intelligence (AI) on **education** ... The study ascertained that AI has extensively been adopted and used in **education**, particularly by **education**

[+ Add to library](#) [View PDF](#)

GENERIC

5 Ways AI is Changing The Education Industry - eLearning Industry

Johnson A.
Elearningindustry.Com (2019)

Only time can tell the ultimate **impact** of AI in the **education** industry ... A study published by eSchool News indicates that by 2021, the application of **AI** in **education** and learning

[+ Add to library](#)

3 Citations
340 Readers

N/A Citations
17 Readers

Research Platforms: Mendeley

The screenshot shows a web browser window with several tabs open. The active tab is 'link.springer.com/chapter/10.1007%2F978-3-030-55180-3_11'. The page features a Springer advertisement at the top, a SpringerLink logo, and a search bar. The main content area displays the article title, authors (Ahmed Alrashedi and Maysam Abbod), and purchase options. A sidebar on the right provides additional purchase details and a list of features.

Advertisement: Find out more for our 20% discount on the series Hot Topics in Acute Care Surgery and Trauma on occasion of the WSES congress 2020

SpringerLink

Search

The Effect of Using Artificial Intelligence on Performance of Appraisal System: A Case Study for University of Jeddah Staff in Saudi Arabia

Authors: Ahmed Alrashedi, Maysam Abbod

Conference paper
First Online: 25 August 2020

106 Downloads

Part of the *Advances in Intelligent Systems and Computing* book series (AISC, volume 1250)

Log in to check access

Buy eBook
EUR 192.59

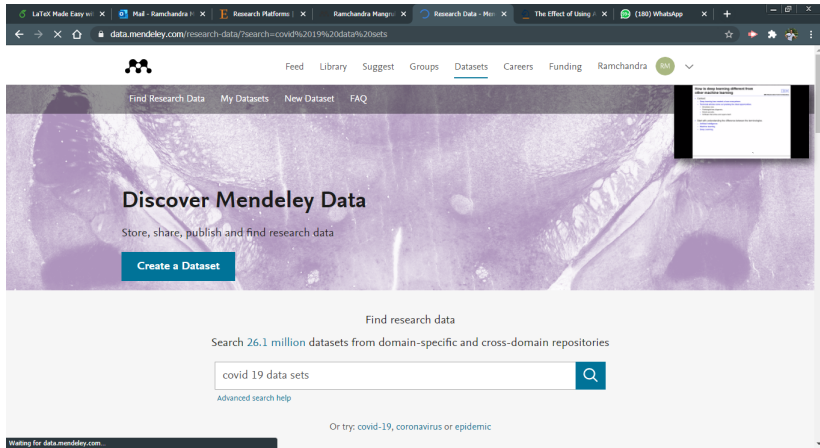
Buy paper (PDF)
EUR 24.95

- Instant download
- Readable on all devices
- Own it forever
- Local sales tax included if applicable

Buy Physical Book

Abstract

Research Platforms: Mendeley



The screenshot shows a web browser window with the Mendeley Data website. The address bar displays the URL: `data.mendeley.com/research-data/?search=covid%2019%20data%20sets`. The website header includes the Mendeley logo and navigation links: Feed, Library, Suggest, Groups, Datasets, Careers, Funding, and Ramchandra (with a profile icon). Below the header, there are links for Find Research Data, My Datasets, New Dataset, and FAQ. The main banner features the text "Discover Mendeley Data" and "Store, share, publish and find research data", with a prominent "Create a Dataset" button. A search section titled "Find research data" indicates that there are 26.1 million datasets available. A search input field contains the text "covid 19 data sets" and a magnifying glass icon. Below the search field is a link for "Advanced search help". At the bottom of the search section, it suggests alternative search terms: "Or try: covid-19, coronavirus or epidemic". A small notification box in the top right corner of the page reads "You're being tracked by different hosts". A status bar at the bottom left of the browser window shows "Waiting for data.mendeley.com..."

Researcher Academy

The screenshot shows the Researcher Academy website in a browser. The browser's address bar displays "researcheracademy.elsevier.com". The page features a dark blue header with the "Researcher Academy" logo and navigation links for "Learn", "Career path", and "学习". A main banner area contains the headline "Unlock your research potential" and a sub-headline: "Navigate your research journey with Researcher Academy. Free e-learning modules developed by global experts. Career guidance and advice. Research news on our blog." Below this, a horizontal timeline with four circular icons represents the research process: "RESEARCH PREPARATION", "WRITING FOR RESEARCH", "PUBLICATION PROCESS", and "NAVIGATING PEER REVIEW". A "Start learning" button is positioned to the right of the banner. A white pop-up box on the right side of the page prompts users to "Login or register" with the text "Unlock your research potential. View modules. Earn certificates and rewards." and a "Sign in" button. The "Latest" section at the bottom features three featured articles: "WRITING SKILLS: How to prepare a proposal for a review article" (dated 30 NOV), "TECHNICAL WRITING SKILLS: How to design effective figures for review articles", and "RESEARCH DATA MANAGEMENT: Make your data accessible - It's Not FAIR! Improving Data Publishing Practices in Research".

Researcher Academy

Learn Career path 学习

Unlock your research potential

Navigate your research journey with Researcher Academy. Free e-learning modules developed by global experts. Career guidance and advice. Research news on our blog.

Start learning >

Researcher Academy

Login or register

Unlock your research potential. View modules. Earn certificates and rewards.

Sign in

Latest

WRITING SKILLS
How to prepare a proposal for a review article
30 NOV

TECHNICAL WRITING SKILLS
How to design effective figures for review articles

RESEARCH DATA MANAGEMENT
Make your data accessible - It's Not FAIR! Improving Data Publishing Practices in Research

Researcher Academy

The screenshot shows a web browser window with the URL `researcheracademy.elsevier.com/learn`. The page features a 'Learn' header and a paragraph describing the academy's resources. Below this is a navigation bar with 'Research cycle' and 'Content library' tabs. A horizontal timeline lists five stages: RESEARCH PREPARATION, WRITING FOR RESEARCH, PUBLICATION PROCESS, NAVIGATING PEER REVIEW, and COMMUNICATING YOUR RESEARCH. Each stage has a list of sub-topics. A 'Feedback' button is on the right. A promotional banner for 'WRITING SKILLS' is also visible.

Learn

Researcher Academy provides free access to countless e-learning resources designed to support researchers on every step of their research journey. Browse our extensive module catalogue to uncover a world of knowledge, and earn certificates and rewards as you progress.

WRITING SKILLS
How to prepare a proposal for a review article
Register Now **30 NOV**

Research cycle | **Content library**

- RESEARCH PREPARATION**
 - > Funding
 - > Research data management
 - > Research collaborations
- WRITING FOR RESEARCH**
 - > Fundamentals of manuscript preparation
 - > Writing skills
 - > Technical writing skills
 - > Book writing
- PUBLICATION PROCESS**
 - > Fundamentals of publishing
 - > Finding the right journal
 - > Ethics
 - > Open science
 - > Publishing in the Chemical Sciences
- NAVIGATING PEER REVIEW**
 - > Certified Peer Reviewer Course
 - > Fundamentals of peer review
 - > Becoming a peer reviewer
 - > Going through peer review
- COMMUNICATING YOUR RESEARCH**
 - > Social impact
 - > Ensuring visibility
 - > Sustainable Development Goals for Researchers

Feedback

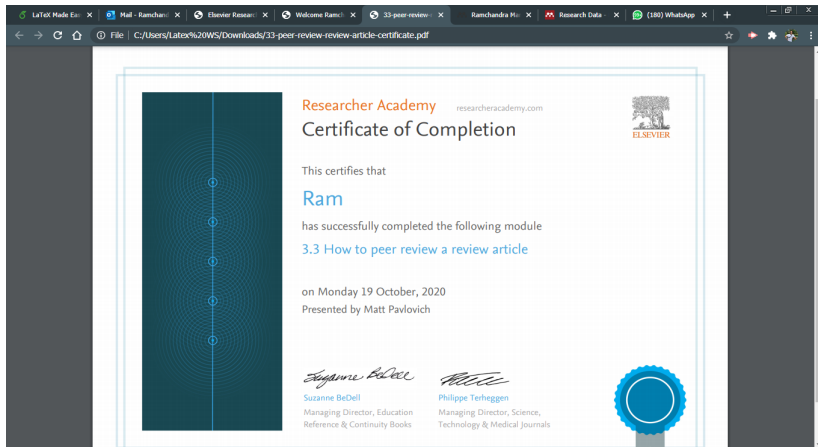
Researcher Academy

The screenshot shows a web browser window with the URL `researcheracademy.elsevier.com/profile`. The page header includes the "Researcher Academy" logo and navigation links for "Learn", "Career path", "学习", "Ram", and "Edit account". The main content area features a dark blue banner with the text "Welcome Ramchandra" and an "Edit account" button. Below the banner is a horizontal flowchart with five circular nodes: "RESEARCH PREPARATION", "WRITING FOR RESEARCH", "PUBLICATION PROCESS", "NAVIGATING PEER REVIEW" (with subtext "23 MODULES 4 TOPICS"), and "COMMUNICATING YOUR RESEARCH". A vertical "Feedback" button is on the right. The "Your certificates" section displays two completed certificates: "FUNDAMENTALS OF MANUSCRIPT PREPARATION: How to prepare your manuscript" and "CERTIFIED PEER REVIEWER COURSE: 3.3 How to peer review a review article". Two dashed boxes represent missing certificates.

Researcher Academy

The screenshot shows a web browser window with the URL `researcheracademy.elsevier.com/profile`. The page header includes the "Researcher Academy" logo and navigation links for "Learn", "Career path", and "学习". A user profile for "Ram" is visible. The main content area features a large blue notification box with the text "Congratulations Ramchandra! You have completed 3.3 How to peer review a review article." Below the notification, there are options to "Share your progress" (with social media icons for Twitter, LinkedIn, Facebook, and Messenger) or "Download your certificate" (with a "Download PDF" button). The background shows a progress bar for "RESEARCH PREPARATION" and "COMMUNICATING YOUR RESEARCH", with a "Feedback" button on the right. A blue seal is positioned at the bottom right of the notification box.

Researcher Academy



Springer Author Academy

The screenshot shows a web browser window with the URL springer.com/in. The page content is as follows:

Features and services

As an innovative ePublisher, Springer is helping to move science forward.

Article Tracking Check the status of your submitted articles	Book Tracking Check the status of your book and enjoy free access	Author Academy Learn how to write, submit, and publish a manuscript
--	---	---

Information and services for India

Indian Journals See the Springer India journal portfolio	Springer Alerts For India - join our global email list	Contact us Contact Springer India here
--	--	--

At the bottom of the page, there are links for [My Account](#), [About Springer](#), and [Help & Contact](#).

Springer Author Academy

The screenshot shows a web browser window with the URL springer.com/in. The page content is as follows:

Features and services

As an innovative ePublisher, Springer is helping to move science forward.

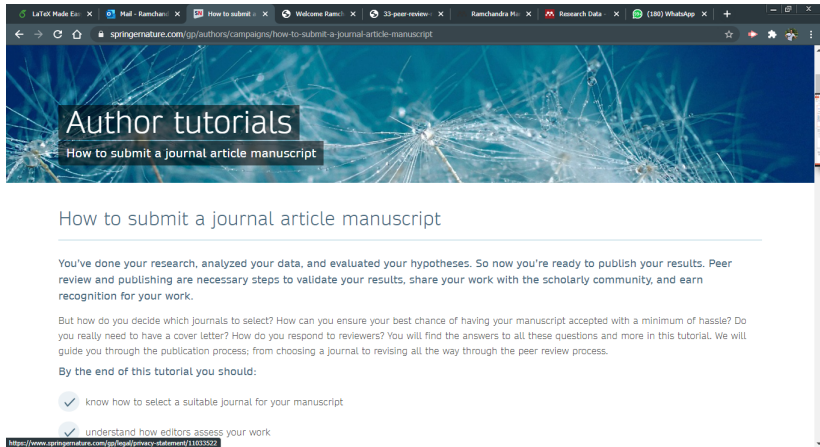
Article Tracking Check the status of your submitted articles	Book Tracking Check the status of your book and enjoy free access	Author Academy Learn how to write, submit, and publish a manuscript
--	---	---

Information and services for India

Indian Journals See the Springer India journal portfolio	Springer Alerts For India - join our global email list	Contact us Contact Springer India here
--	--	--

At the bottom of the page, there are links for [My Account](#), [About Springer](#), and [Help & Contact](#).

Springer Author Academy



The screenshot shows a web browser window with the URL [springernature.com/gp/authors/campaigns/how-to-submit-a-journal-article-manuscript](https://www.springernature.com/gp/authors/campaigns/how-to-submit-a-journal-article-manuscript). The page features a blue background with a network diagram. The main heading is "Author tutorials" with a sub-heading "How to submit a journal article manuscript".

How to submit a journal article manuscript

You've done your research, analyzed your data, and evaluated your hypotheses. So now you're ready to publish your results. Peer review and publishing are necessary steps to validate your results, share your work with the scholarly community, and earn recognition for your work.

But how do you decide which journals to select? How can you ensure your best chance of having your manuscript accepted with a minimum of hassle? Do you really need to have a cover letter? How do you respond to reviewers? You will find the answers to all these questions and more in this tutorial. We will guide you through the publication process; from choosing a journal to revising all the way through the peer review process.

By the end of this tutorial you should:

- ✓ know how to select a suitable journal for your manuscript
- ✓ understand how editors assess your work

<https://www.springernature.com/gp/legal/privacy-statement/11035522>

Springer Author Academy

thinkchecksubmit.org

! THINK **✓ CHECK** **➔ SUBMIT**

Choose the right journal or publisher for your research

Home Books and chapters Journals News About Languages

Think. Check. Submit. helps researchers identify trusted journals and publishers for their research. Through a range of tools and practical resources, this international, cross-sector initiative aims to educate researchers, promote integrity, and build trust in credible research and publications.

Subscribe to our mailing list

Email Address * * indicates required

First Name

Last Name

You can unsubscribe at any time by clicking

This website uses cookies to provide us with aggregated information about how users interact with our site, but not to track individual usage. [By using this site, you accept the use of cookies.](#) [Accept](#) [Read More](#)

Springer Author Academy

We hope that with this tutorial you have a clearer idea of the best ways to prepare your manuscript for submission and craft an efficient and effective submission plan!

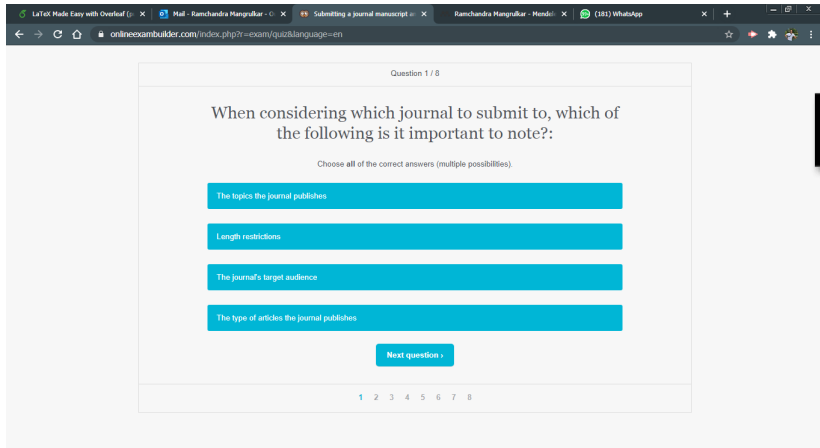
If you feel that you would like some further support with writing your paper and planning the best ways to choose journals to submit it to, Springer Nature offer some services which may be of help.

- ✓ **Nature Research Editing Service** offers high quality English language and scientific editing. During language editing, Editors will improve the English in your manuscript to ensure the meaning is clear and identify problems that require your review. With **Scientific Editing** experienced development editors will improve the scientific presentation of your research in your manuscript and cover letter, if supplied. They will also provide you with a report containing feedback on the most important issues identified during the edit, as well as journal recommendations.
- ✓ Our affiliates **American Journal Experts** also provide English language editing* as well as other author services that may support you in preparing your manuscript.
- ✓ We provide both **online** and **face-to-face** training for researchers on all aspects of the manuscript writing process.

* Please note, using an editing service is neither a requirement nor a guarantee of acceptance for publication.

Test your knowledge
Take the Quiz!

Springer Author Academy



The screenshot shows a web browser window with several tabs open. The active tab is titled "onlineexambuilder.com/index.php?r=exam/quiz&language=en". The page content is a quiz question titled "Question 1 / 8".

Question 1 / 8

When considering which journal to submit to, which of the following is it important to note?:

Choose all of the correct answers (multiple possibilities).

- The topics the journal publishes
- Length restrictions
- The journal's target audience
- The type of articles the journal publishes

Next question >

1 2 3 4 5 6 7 8

Clarivate Desktop

The screenshot shows a web browser window displaying the Clarivate website. The browser's address bar shows the URL <https://clarivate.com/about-us/>. The website header includes the Clarivate logo, navigation links for 'What we do', 'Products & Services', 'Investors', 'News', 'Blog', and a 'Contact us' button. A main headline reads 'Information and insights that accelerate the pace of innovation.' Below this, a sub-headline states: 'We deliver critical data, information, workflow solutions and deep domain expertise to innovators everywhere. Learn how our industry-leading solutions can help your company bring life-changing innovations to market, faster.' The main content area features six service cards: 'Web of Science' (organizing research information), 'Cortellis' (life science intelligence), 'Derwent' (patent intelligence), 'Darts-ip' (global IP information), 'CompuMark' (trademark certainty), and 'MarkMonitor' (online presence protection). The 'Techstreet' card is partially visible at the bottom. A dark notification box in the top right corner displays the name 'Nikhil Coordina...'. The Windows taskbar at the bottom shows the Start button, task view, and several application icons. The system tray in the bottom right corner indicates the time as 2:24 PM on 11/26/2020.

Clarivate Desktop

The screenshot shows a web browser window displaying the Clarivate Web of Science website. The browser's address bar shows the URL <https://clarivate.com/webofsciencegroup>. The website header includes the Clarivate logo and navigation links for Careers, Investors, Explore Clarivate, and a search icon. The main navigation bar features 'Web of Science™' and a 'Contact us' button. Below this, there are several columns of links categorized under 'Web of Science', 'Analytics', 'Services', 'Publishing', and 'EndNote'. A 'New for Scientists' section is visible on the left, with a 'Download the' button. A video player is embedded in the lower right, with the text 'Our data is selective, precise, and has been structured' and a play button. The video player also contains the text 'to extend the frontiers of human knowledge, innovation and progress.' The browser's taskbar at the bottom shows various application icons and system information including the time 2:29 PM and date 11/26/2020.

Microsoft Office Home | LaTeX Made Easy with Overleaf | World's largest publisher-neutral

Not secure | <https://clarivate.com/webofsciencegroup>

Clarivate™ Careers Investors Explore Clarivate - Q

Web of Science™

Who we are for - Products & Services - Resources - ISI [Contact us](#)

- Web of Science**
 - All collections
 - Core Collection
 - Master Journal List
 - Publishers
- Analytics**
 - InCites
 - Journal Citation Reports
 - Essential Science Indicators
- Services**
 - Web of Science Consultancy
 - XML & APIs
 - Convertis
 - VIVO
 - Custom Data
 - Coronaviruses, virology and infectious disease (COVID) data lake
- Publishing**
 - ScholarOne
 - Web of Science Author Connect
- EndNote**
 - EndNote
 - EndNote Site License
 - EndNote Click (formerly Kaperitis)

New for Scientists

The Annual G20

[Download the](#)

Our data is selective, precise, and has been structured

to extend the frontiers of human knowledge, innovation and progress.

ENG 2:29 PM
INTEL 11/26/2020

Clarivate Desktop

The screenshot shows a web browser window with the URL <https://mjl.clarivate.com/home>. The page features a dark blue header with the text "Browse, search, and explore journals indexed in the Web of Science". Below this, a paragraph describes the Master Journal List as an invaluable tool for finding journals across multiple indices. A search bar contains the text "Deep Learning" and a blue "Search Journals" button. A section titled "Already have a manuscript?" includes a "Match Manuscript" button and text about finding journals based on citation connections. A "Related products" section is visible below. At the bottom, there is a cookie policy notice with "Ok to Continue" and "Cookie Policy" options. The Windows taskbar at the bottom shows various application icons and system tray information including the date 11/26/2020 and time 2:30 PM.

Browse, search, and explore journals indexed in the Web of Science

The Master Journal List is an invaluable tool to help you to find the right journal for your needs across multiple indices hosted on the Web of Science platform. Spanning all disciplines and regions, Web of Science Core Collection is at the heart of the Web of Science platform. Curated with care by an expert team of in-house editors, Web of Science Core Collection includes only journals that demonstrate high levels of editorial rigor and best practice. As well as the Web of Science Core Collection, you can search across the following specialty collections: Biological Abstracts, BIOSIS Previews, Zoological Record, and Current Contents Connect, as well as the Chemical Information products.

Deep Learning

Already have a manuscript?

Find journals where your research is most likely to be accepted based on an analysis of tens of millions of citation connections in Web of Science Core Collection using Manuscript Matcher.

Related products

Our policy towards the use of cookies

All Clarivate websites use cookies to improve your online experience. They were placed on your computer when you launched this website. You can change your cookie settings through your browser.

Ok to Continue
 Cookie Policy

Clarivate Desktop

The screenshot shows a web browser window with the URL <https://mjcl.clarivate.com/search-results>. The page displays search results for "Journals Relevant To 'Deep Learning'", showing 42 results on page 1. Two journal entries are visible:

- AUSTRALIAN JOURNAL OF ADULT LEARNING**
 - Publisher: ADULT LEARNING AUSTRALIA INC , GPO BOX 260, CANBERRA CITY, AUSTRALIA, ACT 2601
 - ISSN / eISSN: 1443-1394
 - Web of Science Core Collection: Social Sciences Citation Index
 - Additional Web of Science Indexes: Essential Science Indicators
- INTERNATIONAL REVIEW OF RESEARCH IN OPEN AND DISTRIBUTED LEARNING**
 - Publisher: ATHABASCA UNIV PRESS , 1 UNIVERSITY DR, ATHABASCA, CANADA, AB, T5S 3A3
 - ISSN / eISSN: 1492-3831
 - Web of Science Core Collection: Social Sciences Citation Index
 - Additional Web of Science Indexes: Current Contents Social And Behavioral Sciences | Essential Science Indicators

The left sidebar contains filters for "Web of Science Coverage" and "Core Collection". Under "Core Collection", "Social Sciences Citation Index (SSCI)" is selected. Under "Current Contents", "Engineering, Computing & Technology" is selected. A cookie policy banner is visible at the bottom of the page.

Clarivate Desktop

The screenshot shows a web browser window displaying the 'Master Journal List' page on the Clarivate website. The browser's address bar shows the URL 'https://mj.lclarivate.com/mjl-beta/home'. The page features a dark blue header with the 'Web of Science Group' logo and navigation links for 'Search Journals', 'Match Manuscript', 'Downloads', and 'Help Center'. A welcome message for 'RAMCHANDRA MANGRULKAR' is visible in the top right corner, along with 'Settings' and 'Log Out' options. The main content area has a starry background and a large heading: 'Browse, search, and explore journals indexed in the Web of Science'. Below this, a paragraph explains the 'Master Journal List' as a tool for finding journals across multiple indices. A search bar with the placeholder text 'Search Journal, ISSN or title word...' and a blue 'Search Journals' button is provided. A section titled 'Already have a manuscript?' includes a brief description of the 'Match Manuscript' feature and a corresponding blue button. At the bottom, a cookie policy notice is displayed with 'Ok to Continue' and 'Cookie Policy' options. The Windows taskbar at the bottom shows various application icons and system information like 'ENG 2:30 PM' and 'INTEL 11/26/2020'.

Clarivate Desktop

The screenshot shows a web browser window displaying the Clarivate Master Journal List website. The browser's address bar shows the URL <https://mjl.clarivate.com/mjl-beta/home>. The website header features the text "Browse, search, and explore journals indexed in the Web of Science". A "Manuscript Matcher" dialog box is open in the center, prompting the user to enter manuscript information. The dialog box contains the following text:

Manuscript Matcher

Manuscript Matcher helps you find the most related journals for your manuscript. It works best when your title has at least 10 words and your abstract has at least 100 words. Using this information, it will pull the most relevant keywords for matching.

Please enter your manuscript information below.

Title
Autonomous Drones for 5G/5G+ Cellular Network Support

The manuscript title or relevant parts of the title. This works best with at least 10 words.

Abstract
Autonomous drones are a significant communication enabler for emerging 5G+ millimeter wave communication technologies. Furthermore, the energy efficiency of wireless backhaul networks is compared for different network

The manuscript abstract or relevant parts of the abstract. This works best with at least 100 words.

Buttons: Cancel, Find Journals

At the bottom of the browser window, a cookie policy notice is visible, stating: "Our policy towards the use of cookies. All Clarivate websites use cookies to improve your online experience. They were placed on your computer when you launched this website. You can change your cookie settings through your browser." The system tray at the bottom right shows the date and time as 11/26/2020, 2:40 PM.

Clarivate Desktop

The screenshot displays the Clarivate Desktop web interface. The browser address bar shows the URL: <https://mjl.clarivate.com/mjl-beta/manuscript-matcher>. On the left, there is a 'Filters' sidebar with options like 'Web of Science Coverage', 'Open Access', 'Category', 'Country / Region', 'Language', 'Frequency', and 'Journal Citation Reports'. The main content area is titled 'Match Results' and shows 'Found 42 results (Page 1)'. Two journal entries are visible:

- IEEE ACCESS**: Publisher: IEEE-INST ELECTRICAL ELECTRONICS ENGINEERS INC., 445 HOES LANE, PISCATAWAY, NJ, 08855-4141. ISSN / eISSN: 2156-3306. Match Score: 0.99. Top Keywords: wireless backhaul networks 0.98 | millimeter wave communication technologies 0.90 | realtor 5g/4g/4g+ level output 0.90 | future cellular networks 0.90 | cellular communication challenges 0.78.
- SENSORS**: Publisher: MDPI, ST ALBAN ANLAGE 66, BASEL, SWITZERLAND, CH-4102. ISSN / eISSN: 1424-6220. Match Score: 0.63. Top Keywords: wireless backhaul networks 0.98 | realtor 5g/4g/4g+ level output 0.90 | millimeter wave communication technologies 0.60 | future cellular networks 0.51 | cellular communication challenges 0.49.

At the bottom, there is a cookie consent banner with 'OK to Continue' and 'Cookie Policy' buttons. The Windows taskbar at the very bottom shows the time as 2:42 PM on 11/26/2020.

Overleaf: Cloud Desktop for Manuscript Preparation

The screenshot displays the Overleaf online LaTeX editor interface. The browser address bar shows the URL: `https://www.overleaf.com/project/5e6c9fa7433e9e0015fdb2f`. The page title is "LaTeX Made Easy with Overleaf (public)".

The interface is divided into three main sections:

- Left Panel (File Explorer):** Lists files such as `7.png`, `8.png`, `9.png`, `beamercolorthem...`, `djlogo.jpg`, `github1.png`, `github2.png`, `github3.png`, `github4.png`, `Keynote.tex` (highlighted), `main.tex`, `mymacros.sty`, and `Overleaf.png`. A "File outline" section is also visible.
- Center Panel (Code Editor):** Shows LaTeX source code with line numbers 280 to 312. The code includes commands for including graphics and using the Clarivate Desktop environment:

```
280- \begin{figure}[m]
281- \centering
282- \includegraphics[width=\textwidth,height=.73\textheight]{22.png}
283- \end{figure}
284- \end{frame}
285
286- \begin{frame}[Clariivate Desktop]
287- \begin{figure}[m]
288- \centering
289- \includegraphics[width=\textwidth,height=.73\textheight]{23.png}
290- \end{figure}
291- \end{frame}
292- \begin{frame}[Clariivate Desktop]
293- \begin{figure}[m]
294- \centering
295- \includegraphics[width=\textwidth,height=.73\textheight]{24.png}
296- \end{figure}
297- \end{frame}
298- \begin{frame}[Clariivate Desktop]
299- \begin{figure}[m]
300- \centering
301- \includegraphics[width=\textwidth,height=.73\textheight]{25.png}
302- \end{figure}
303- \end{frame}
304
305- \begin{frame}[overleaf: cloud desktop for manuscript Preparation]
306- \begin{figure}[m]
307- \centering
308- \includegraphics[width=\textwidth,height=.73\textheight]{25.png}
309- \end{figure}
310- \end{frame}
311
312
```
- Right Panel (Rendered PDF):** Shows the compiled output of the LaTeX document. It features a dark blue header with the text "Browse, search, and explore journals indexed in the Web of Science". Below this is a search bar and a "Related products" section. The footer of the rendered page reads "Clarivate Desktop".

The Windows taskbar at the bottom shows the system tray with the date and time: "ENG 3:00 PM INEL 11/26/2020".

Thank you...

Contact:

Dr. Ramchandra Mangrulkar

Associate Professor

Department of Computer Engineering

D.J. Sanghvi College of Engineering, Vile Parle (W)

Mumbai

Email: ramchandra.mangrulkar@djsce.ac.in

Mob: +91-9975017387.

“A Journey with Happiness..Not for Happiness ”